

Wilson, Tabatha

From: Gilliam, Allen
Sent: Tuesday, March 25, 2014 3:02 PM
To: North Little Rock Ed Toland (etoland@nlrwu.com)
Cc: Fuller, Kim; Wilson, Tabatha; Ramsey, David; Kaelin, Cynthia; Porter, Gina; Uyeda, Craig
Subject: AR0020303_NLRs March 2014 annual Pretreatment report with ADEQ reply_20140325
Attachments: AR0020303_NLRs March 2014 Annual Pretreatment Report_20140325.pdf

Ed,

North Little Rock's March 2014 annual Pretreatment report was received, reviewed, deemed complete and compliant with the Federal Pretreatment reporting requirements in 40 CFR 403.12(i). No further action is deemed necessary at this time

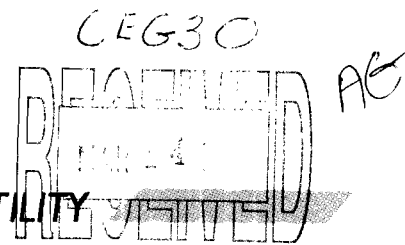
Thank you for your timely report remaining in compliance with the Federal Pretreatment Regulations.

Sincerely,

Allen Gilliam
ADEQ State Pretreatment Coordinator
501.682.0625



NORTH LITTLE ROCK WASTE WATER UTILITY



March 12, 2014

Cert. No: 7007 0710 0000 0755 3938

Mr. Allen Gilliam
Arkansas Department of Environmental Quality
5301 Northshore Dr.
North Little Rock, AR 72118

Re: Pretreatment Annual Report 2013: City of North Little Rock
NPDES Permits: AR0020303 AFIN 60-00274, AR0020320 AFIN 60-04317,
AR0038288 AFIN 60-04318

Dear Mr. Gilliam:

We are submitting the 2013 Pretreatment Annual Report for NPDES Permits AR0020303, AR0020320, and AR0038288. The following items are attached:

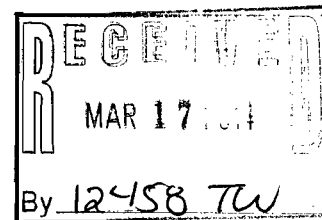
- Pretreatment Performance Summary
- Updated Significant Industrial Users with Address List
- Significant Violators List
- Monitoring Results for the Annual Pretreatment Report for Faulkner Lake, Five Mile Creek, and White Oak Bayou treatment plants

If additional information is needed, contact me at 501-945-7186.

NORTH LITTLE ROCK WASTE WATER UTILITY

Ed Toland
Pretreatment Supervisor

Encl.



**ANNUAL REPORT - 2013
AS REQUIRED BY INDUSTRIAL PRETREATMENT PROGRAM**

INDUSTRIES UNDER PERMIT AT THIS TIME ARE:

NONCATEGORICAL

ARKANSAS SURGICAL HOSPITAL
 BAPTIST HEALTH MEDICAL CENTER-NORTH
 BLUE BEACON OF NLR
 CENTRAL ARKANSAS HEALTHCARE SYSTEMS
 J B HUNT TRANSPORTATION
 L'OREAL USA PRODUCTS INC.
 MAVERICK TRANSPORTATION
 OAKLEY
 ST. VINCENT MEDICAL CENTER - NORTH
 TRUCK-O-MAT OF NORTH LITTLE ROCK
 TYSON FOODS INC.
 UNION PACIFIC RAILROAD (PIKE AV.)

CATEGORICAL

KOPPERS INDUSTRIES (40CFR429)
 CATERPILLAR (40CFR433)

NUMBER INDUSTRIES IN COMPLIANCE	4
NUMBER INDUSTRIES IN NONCOMPLIANCE	10
NUMBER INDUSTRIES IN SIGNIFICANT NONCOMPLIANCE	0
PENALTY CHARGES BILLED	\$809.31
SURCHARGE CHARGES BILLED	\$88,555.79
REGULAR SEWER CHARGES BILLED	\$973,103.86
MISCELLANEOUS CHARGES BILLED	\$63,093.85
TOTAL INDUSTRIAL CHARGES BILLED	\$1,125,572.81
NON-SAMPLING INSPECTIONS MADE	14
SAMPLING INSPECTIONS MADE	3,512
VIOLATION NOTICES SENT	16
NONCOMPLIANCE CALLS MADE	13
COMPLIANCE SCHEDULES ISSUED	0
CONSENT ADMINISTRATIVE ORDERS ISSUED	0
TOTAL INDUSTRIAL FLOW FOR THIS YEAR (GALS)	218,567,077

Summary Sheet

2013 Industrial Pretreatment Billing

Charges	Regular	Surcharge	Penalty	Other	Total
Ar. Surgical Hosp.	23,980.34	3,793.75		1,654.62	29,428.71
Baptist Health	92,794.00	25,843.70		6,402.81	125,040.51
Blue Beacon	26,477.00	3,881.12	165.99	1,826.92	32,351.03
Catepillar	48,721.00	214.23		3,381.75	52,296.98
CAV Hosp.	295,362.40	1,136.82		20,363.23	316,862.45
J B Hunt	8,373.04	164.68		577.75	9,115.47
Koppers	65,028.84	1,624.94		4,486.99	71,140.77
L'Oreal	39,391.80	27,974.29		2,718.03	70,084.12
Maverick	21,407.36	755.88	450.12	1,447.09	24,090.45
Oakley	12,091.44	3,657.18		834.32	16,582.94
St. Vincent Hosp.	58,312.48		145.20		58,457.68
Truck-O-Mat	12,383.60		48.00	854.47	13,286.07
Tyson	105,761.92	8,764.30		7,297.58	121,823.80
Union-Pac (Pike)	149,712.08	4,896.53		10,330.13	164,938.74
Union-Pac (400yd)	13,306.56	5,848.37		918.16	20,073.09
Total Charges	\$973,103.86	\$88,555.79	\$809.31	\$63,093.85	\$1,125,572.81

North Little Rock Waste Water Utility
(Permitted Significant Industrial User)
Contact/Address List (Revised: 01/14/14)

Arkansas Surgical Hospital
5701 Northshore Dr.
N.L.R., AR. 72118

Permit # 2016080110 Eff. 9-01-2012
SIC # 8062 Exp. 8-31-2016
NAICS # 622110

Carrie Helm, CEO (501)748-8017
Randy Atkins, Facilities Manager (501)748-8093: cell (501)519-5423
e-mail: RATKINS@arkansassurgicalhospital.com

Baptist Health Medical Center
3333 Springhill Dr.
N.L.R., AR. 72117

Permit #2016080111 Eff. 9-01-2012
SIC # 8062 Exp.8-31-2016
NAICS # 622110

Rick Hill, Director, Facilities Management (501)202-3010
e-mail: Rick.Hill@baptist-health.org
Shana Meyer, Office Manager (501)202-3011
e-mail: Shana.Meyer@baptist-health.org
Jackie Maxwell, Maintenance (501)202-3009
e-mail: Jackie.Maxwell@baptist-health.org

Blue Beacon of Little Rock
3210 Hwy. 391
N.L.R., AR 72117

Permit #2016080112 Eff. 9-01-2012
SIC #7542 Exp. 8-31-2016
NAICS # 811192

Jim Brown, Operations Manager (501)945-7023

Blue Beacon (Billing)-(Environmental Compliance)
P.O. Box 856
Salina, KS. 67402-0856

Tina Dorf, Director Environmental Compliance (785)825-2221

Caterpillar Inc.

9201 Faulkner Lake Rd.
N.L.R. AR 72117

Categorical Industry (CFR433- Metal Finishing)

Permit # 2016080125 Eff. 9-01-2012
NAICS # 333120 Exp.8-31-2016

Paul J. Rivera, General Manager (501)955-5250
Katina Stephens, Environmental Health & Safety Manager (501)955-5240
e-mail: Stephens_Katina@cat.com
Justin Ganschow, Environmental Health & Safety Supervisor

Central Arkansas Veterans Healthcare Systems

N.L.R. Division Safety Office (138/NLR)
2200 Fort Roots Drive
N.L.R, AR. 72114

Permit #2016080113
SIC#8062 Eff. 9-01-2012
Exp. 8-31-2016
NAICS # 622110

R.J. Lipin, Chief Engineering Service (501)257-1140
Joe Farrell, Safety Manager (501)257-1213
Brian Green, GEMS Coordinator (501)257-1137

Central Arkansas Veterans Healthcare Systems
Engineering Services (138 / NLR)

Attn: Trish Walters
2200 Fort Roots Drive
N.L.R., AR. 72114

(Billing) Trish Walters 257-1150 Fax: 257-1144

J B Hunt Transport
2901 Hwy 161 North.
N.L.R., AR. 72117

Permit #2016080115 Eff. 9-01-2012
SIC #4231 Exp. 8-31-2016
NAICS # 484121, 811192

Jeff Taylor, Maintenance Director (501)945-8681
Melisa Alvers (501)945-8682

Koppers Inc.

(2201 Edmonds Rd. N.L.R., AR. 72117)
P.O. Box 15490
Little Rock, AR. 72231

Categorical Industry (CFR429- Timber Products Processing)

Permit #2016080117
SIC #2491 Eff. 9-01-2012
NAICS # 321114 Exp. 8-31-2016

Brad Maxey, Plant Manager (501)945-6414
Robert (Dustin) McDaniel, SH&E Coordinator (501)920-3769
e-mail: mcdanielrd@koppers.com

L'OREAL USA PRODUCTS, INC.

11500 Maybelline Rd.
N.L.R., AR. 72117-1886

Permit #2016080118
SIC #2844 Eff. 9-01-2012
Exp. 8-31-2016

NAICS # 325620

CaSandra Liverance, Plant Manager (501)955-8500
Rachel Furman, Environmental Manager (501)955-8967

Maverick Transportation, LLC
(13301 Valentine Rd. N.L.R., AR. 72117)
P.O. Box 15428
Little Rock, AR. 72231

Permit #2016080119
SIC #4213 & 7542 Eff. 9-01-2012
Exp. 8-31-2016

NAICS # 484121, 811192

Mike Jeffress, Vice President of Maintenance (501) 955-1600
Dale Garland, Contact (501) 955-1218 cell: 213-5591
Perry Harrison, Service Manager of Maintenance (501) 955-1316

Bruce Oakley Inc.
(3700 Lincoln Av., N.L.R., AR. 72114)
P.O. Box 17880
N.L.R. AR. 72117

Permit # 2016080120
SIC # 4213 & 7542 Eff. 9-01-2012
Exp. 8-31-2016

NAICS # 484220, 811192

Dennis Oakley, President (501)945-0875
Mac Holleman, Operations Manager (501)945-0875
Allen Clary, Truck Wash (501)945-0875

St. Vincent Medical Center – North Permit # 2016080121 Eff. 9-01-2012
(2215 Wildwood Av. Sherwood, AR. 72120) SIC # 8062 Exp. 8-31-2016
St. Vincent Infirmary Medical Center
#2 St. Vincent Cr. L.R., AR. 72205

NAICS # 622110

Kevin Johnson, Administrative Director Facilities & Engineering (501) 552-3924
David Terry, Facilities Manager NLR cell (501) 813-5941
Jackie Brown, Maintenance LR (501) 552-3924

Truck-O-Mat of N. Little Rock
(11601 Kinard Rd. N.L.R., AR. 72117)
P.O. Box 17742
N.L.R., AR. 72117

Permit #2016080122
SIC #7542 & 5541 Eff. 9-01-2012
Exp. 8-31-2016
NAICS # 811192

Bruce Henson, Manager (501)945-2899

Tyson Foods Inc. – North Little Rock Plant
3800 Progress Street
N.L.R., AR. 72117

Permit #2016080123
SIC #2015 Eff. 9-01-2012
Exp. 8-31-2016
NAICS # 311615

Wesley Simpson, Plant Mgr. (501)945-7131
Rodney Curry, Asst. Plant Manager (501)945-7131
Ken Fletcher, Wastewater Supervisor (501)955-8124
e-mail: ken.fletcher@tyson.com
Felicia Harris, Complex Environmental Manager (501)945-7131
Cell: 210-872-3820
e-mail: Felecia.Harris@tyson.com

Union Pacific Railroad

Permit #2016080124
SIC#4011 Eff. 9-01-2012
Exp. 8-31-2016
NAICS # 482111

Union Pacific Railroad
1000 W 4th
N.L.R., AR. 72114
John Stewart (cell 765-7456)
Manager Environmental
(501)373-2304

Union Pacific Railroad
1000 W 4th
N.L.R., AR. 72114

Union Pacific Railroad
P.O.Box1611
Downtown Station
Omaha, NE. 68101
....(Billing)....

Treatment Plant Facility Address: 1101 West Broadway Av. N.L.R., AR.

Hacth-Mott (Un-Pac wwtp contractor. Pike Ave. Plant.)(501)373-2323
300 Pike Ave. Marty Waldrop, wwtp. Supervisor.(501)373-2099
N.L.R., AR. 72114 cell (501)425-1360

ARKANSAS SURGICAL HOSPITAL (2013)
PERMIT NUMBER - 2016080110
COMPLIANCE STATUS - NC

NON-COMPLIANCE INCIDENTS:

December FOG over limits

CHARGES ASSESSED:

MONTH	REGULAR	SURCHARGE	PENALTY	OTHER	TOTAL
JAN	\$2,506.60	\$390.13		\$172.96	\$3,069.69
FEB	\$2,440.20			\$168.37	\$2,608.57
MAR	\$2,191.20	\$996.07		\$151.19	\$3,338.46
APR	\$1,895.72	\$33.35		\$130.80	\$2,059.87
MAY	\$1,912.30	\$752.53		\$131.95	\$2,796.78
JUN	\$1,822.68	\$285.95		\$125.76	\$2,234.39
JUL	\$1,895.72			\$130.80	\$2,026.52
AUG	\$1,912.32	\$379.01		\$131.95	\$2,423.28
SEPT	\$1,865.84	\$26.93		\$128.74	\$2,021.51
OCT	\$2,045.12			\$141.11	\$2,186.23
NOV	\$1,789.48	\$315.55		\$123.47	\$2,228.50
DEC	\$1,703.16	\$614.23		\$117.52	\$2,434.91
TOTAL	\$23,980.34	\$3,793.75	\$0.00	\$1,654.62	\$29,428.71

INSPECTIONS:

SAMPLING:	250	
NON-SAMPLING	<u>1</u>	
TOTAL		251

FLOWS:

MONTH	GALLONS	DAILY AVERAGE
JAN	564,740	18,217
FEB	549,780	19,635
MAR	493,680	15,925
APR	427,108	14,237
MAY	430,848	13,898
JUN	410,652	13,688
JUL	427,108	13,778
AUG	430,848	13,898
SEPT	420,376	14,013
OCT	460,768	14,863
NOV	403,172	13,439
DEC	383,724	12,378
TOTAL	5,402,804	

COMMENTS:

Other= franchise fee

BAPTIST HEALTH MEDICAL CENTER (2013)

PERMIT NUMBER - 2016080111

COMPLIANCE STATUS - NC

NON-COMPLIANCE INCIDENTS:

April FOG over limits (self-monitoring)

CHARGES ASSESSED:

MONTH	REGULAR	SURCHARGE	PENALTY	OTHER	TOTAL
JAN	\$7,446.76	\$2,649.22		\$513.83	\$10,609.81
FEB	\$7,118.08	\$3,996.57		\$491.15	\$11,605.80
MAR	\$7,981.28	\$3,209.30		\$550.71	\$11,741.29
APR	\$7,546.36	\$2,552.75		\$520.70	\$10,619.81
MAY	\$8,127.36	\$4,393.24		\$560.79	\$13,081.39
JUN	\$7,297.36			\$503.52	\$7,800.88
JUL	\$8,011.16			\$552.77	\$8,563.93
AUG	\$9,203.04	\$656.61		\$635.01	\$10,494.66
SEPT	\$6,742.92	\$2,859.76		\$465.26	\$10,067.94
OCT	\$7,559.64			\$521.62	\$8,081.26
NOV	\$7,516.48	\$3,810.15		\$518.64	\$11,845.27
DEC	\$8,243.56	\$1,716.10		\$568.81	\$10,528.47
TOTAL	\$92,794.00	\$25,843.70	\$0.00	\$6,402.81	\$125,040.51

INSPECTIONS:

SAMPLING:	250
NON-SAMPLING	<u>1</u>
TOTAL	251

FLOWS:

MONTH	GALLONS	DAILY AVERAGE
JAN	1,677,730	54,120
FEB	1,603,710	57,275
MAR	1,797,720	57,991
APR	1,700,160	56,672
MAY	1,831,100	59,068
JUN	1,644,050	54,802
JUL	1,804,330	58,204
AUG	2,073,100	66,874
SEPT	1,519,170	50,639
OCT	1,703,230	54,943
NOV	1,692,940	56,431
DEC	1,856,950	59,902
TOTAL	20,904,190	

COMMENTS:

Other = franchise fee

BLUE BEACON OF NLR (2013)
PERMIT NUMBER - 2016080112
COMPLIANCE STATUS - NC

NON-COMPLIANCE INCIDENTS:

January TSS over limits (self-monitoring)
 March TSS over limits
 November TSS over limits (2)

CHARGES ASSESSED:

MONTH	REGULAR	SURCHARGE	PENALTY	OTHER	TOTAL
JAN	\$2,161.32	\$530.37		\$149.13	\$2,840.82
FEB	\$2,131.44	\$269.21		\$147.07	\$2,547.72
MAR	\$2,307.40	\$597.66		\$159.21	\$3,064.27
APR	\$2,128.12	\$135.35		\$146.84	\$2,410.31
MAY	\$2,171.28			\$149.82	\$2,321.10
JUN	\$2,094.92	\$38.74		\$144.55	\$2,278.21
JUL	\$2,118.16	\$294.28		\$146.15	\$2,558.59
AUG	\$2,340.60	\$212.22		\$161.50	\$2,714.32
SEPT	\$2,470.08	\$281.90		\$170.44	\$2,922.42
OCT	\$2,181.24	\$304.03		\$150.51	\$2,635.78
NOV	\$2,021.88	\$684.03	\$165.99	\$139.51	\$3,011.41
DEC	\$2,350.56	\$533.33		\$162.19	\$3,046.08
TOTAL	\$26,477.00	\$3,881.12	\$165.99	\$1,826.92	\$32,351.03

INSPECTIONS:

SAMPLING:	250
NON-SAMPLING	<u>1</u>
TOTAL	251

FLOWS:

MONTH	GALLONS	DAILY AVERAGE
JAN	486,948	15,708
FEB	480,216	17,151
MAR	519,860	16,770
APR	479,468	15,982
MAY	489,192	15,780
JUN	471,988	15,733
JUL	477,224	15,394
AUG	527,340	17,011
SEPT	556,512	18,550
OCT	491,436	15,853
NOV	455,532	15,184
DEC	529,584	17,083
TOTAL	5,965,300	

COMMENTS:

Other = franchise fee

CATERPILLAR INC (2013)
PERMIT NUMBER - 2016080125
COMPLIANCE STATUS - C

NON-COMPLIANCE INCIDENTS:

CHARGES ASSESSED:

MONTH	REGUALR	SURCHARGE	PENALTY	OTHER	TOTAL
JAN	\$1,357.88	\$184.55		\$93.69	\$1,636.12
FEB	\$1,772.88			\$122.33	\$1,895.21
MAR	\$6,171.88			\$425.86	\$6,597.74
APR	\$2,390.40			\$164.94	\$2,555.34
MAY	\$4,953.44			\$341.79	\$5,295.23
JUN	\$5,165.92	\$29.68		\$356.45	\$5,552.05
JUL	\$7,456.72			\$514.51	\$7,971.23
AUG	\$6,490.60			\$447.85	\$6,938.45
SEPT	\$5,328.60			\$367.67	\$5,696.27
OCT	\$3,695.16			\$254.97	\$3,950.13
NOV	\$2,045.12			\$141.11	\$2,186.23
DEC	\$1,892.40			\$130.58	\$2,022.98
TOTAL	\$48,721.00	\$214.23	\$0.00	\$3,361.75	\$52,296.98

INSPECTIONS:

SAMPLING:	250	
NON-SAMPLING	<u>1</u>	
TOTAL		251

FLOWS:

MONTH	GALLONS	DAILY AVERAGE
JAN	305,408	9,852
FEB	398,834	14,244
MAR	1,390,308	44,849
APR	538,410	17,947
MAY	1,115,866	35,996
JUN	1,163,290	38,776
JULY	1,679,709	54,184
AUG	1,461,816	47,155
SEPT	1,200,091	40,003
OCT	832,449	26,853
NOV	460,693	15,356
DEC	426,285	13,751
TOTAL		<u>10,973,159</u>

COMMENTS:

Other = franchise fee

C A V MEDICAL CENTER (2013)
PERMIT NUMBER - 20160801113
COMPLIANCE STATUS - C

NONCOMPLIANCE INCIDENTS:

CHARGES ASSESSED:

MONTH	REGUALR	SURCHARGE	PENALTY	OTHER	TOTAL
JAN	\$24,209.44			\$1,670.45	\$25,879.89
FEB	\$20,925.96			\$1,443.89	\$22,369.85
MAR	\$25,374.76			\$1,750.85	\$27,125.61
APR	\$21,995.00			\$1,517.66	\$23,512.66
MAY	\$24,232.68	\$1,136.82		\$1,672.05	\$27,041.55
JUN	\$25,424.56			\$1,754.29	\$27,178.85
JUL	\$28,220.00			\$1,947.18	\$30,167.18
AUG	\$30,932.44			\$2,134.34	\$33,066.78
SEPT	\$24,813.68			\$1,712.14	\$26,525.82
OCT	\$22,672.28			\$1,564.39	\$24,236.67
NOV	\$21,981.72			\$1,516.74	\$23,498.46
DEC	\$24,579.88			\$1,679.25	\$26,259.13
TOTAL	\$295,362.40	\$1,136.82	\$0.00	\$20,363.23	\$316,862.45

INSPECTIONS:

SAMPLING:	250
NON-SAMPLING	<u>1</u>
TOTAL	251

FLOWS:

MONTH	GALLONS	DAILY AVERAGE
JAN	5,454,065	175,938
FEB	4,623,550	165,127
MAR	5,241,090	169,067
APR	4,955,510	165,184
MAY	5,459,140	176,101
JUN	6,727,570	224,252
JUL	6,357,790	205,090
AUG	6,100,880	196,803
SEPT	5,461,970	182,066
OCT	5,107,390	164,755
NOV	4,952,500	165,083
DEC	5,491,970	177,160

TOTAL 65,933,425

COMMENTS:

Other = franchise fee

J B HUNT TRANSPORTATION (2013)
PERMIT NUMBER - 2016080115
COMPLIANCE STATUS - C

NON-COMPLIANCE INCIDENTS:

CHARGES ASSESSED:

MONTH	REGULAR	SURCHARGE	PENALTY	OTHER	TOTAL
JAN	\$849.92	\$164.68		\$58.64	\$1,073.24
FEB	\$733.72			\$50.63	\$784.35
MAR	\$800.12			\$55.21	\$855.33
APR	\$803.44			\$55.44	\$858.88
MAY	\$723.76			\$49.94	\$773.70
JUN	\$730.40			\$50.40	\$780.80
JUL	\$581.00			\$40.09	\$621.09
AUG	\$750.32			\$51.77	\$802.09
SEPT	\$753.64			\$52.00	\$805.64
OCT	\$664.00			\$45.82	\$709.82
NOV	\$481.40			\$33.22	\$514.62
DEC	\$501.32			\$34.59	\$535.91
TOTAL	\$8,373.04	\$164.68	\$0.00	\$577.75	\$9,115.47

INSPECTIONS:

SAMPLING:	250
NON-SAMPLING	<u>1</u>
TOTAL	251

FLOWS:

MONTH	GALLONS	DAILY AVERAGE
JAN	191,488	6,177
FEB	165,308	5,904
MAR	180,268	5,815
APR	181,016	6,034
MAY	163,064	5,260
JUN	164,560	5,485
JUL	130,900	4,223
AUG	169,048	5,453
SEPT	169,796	5,660
OCT	149,600	4,826
NOV	108,460	3,615
DEC	112,948	3,643
TOTAL	1,886,456	

COMMENTS:

Other = franchise fee

KOPPERS INDUSTRIES (2013)
PERMIT NUMBER - 2016080117
COMPLIANCE STATUS - NC

NON-COMPLIANCE INCIDENTS:

September BOD over limits
 September TSS over limits

CHARGES ASSESSED:

MONTH	REGULAR	SURCHARGE	PENALTY	OTHER	TOTAL
JAN	\$6,855.80			\$473.05	\$7,328.85
FEB	\$5,474.68			\$377.75	\$5,852.43
MAR	\$6,882.36			\$474.88	\$7,357.24
APR	\$5,175.88			\$357.14	\$5,533.02
MAY	\$5,106.16			\$352.33	\$5,458.49
JUN	\$5,982.64			\$412.80	\$6,395.44
JUL	\$5,119.44			\$353.24	\$5,472.68
AUG	\$4,950.12			\$341.56	\$5,291.68
SEPT	\$3,884.40	\$1,624.94		\$268.02	\$5,777.36
OCT	\$4,601.52			\$317.50	\$4,919.02
NOV	\$5,677.20			\$391.73	\$6,068.93
DEC	\$5,318.64			\$366.99	\$5,685.63
TOTAL	\$65,028.84	\$1,624.94	\$0.00	\$4,486.99	\$71,140.77

INSPECTIONS:

SAMPLING:	250
NON-SAMPLING	<u>1</u>
TOTAL	251

FLOWS:

MONTH	GALLONS	DAILY AVERAGE
JAN	1,544,176	49,812
FEB	1,233,248	44,045
MAR	1,550,297	50,010
APR	1,165,623	38,854
MAY	1,149,936	37,095
JUN	1,347,437	44,915
JUL	1,152,813	37,188
AUG	1,114,992	35,967
SEPT	874,576	29,153
OCT	1,036,412	33,433
NOV	1,278,404	42,613
DEC	1,198,128	38,649
TOTAL	14,646,042	

COMMENTS:

Other - franchise fee

L'OREAL (2013)
PERMIT NUMBER - 2016080118
COMPLIANCE STATUS - NC

NON-COMPLIANCE INCIDENTS

January BOD over limits
 April BOD over limits
 April TSS over limits
 May BOD over limits

CHARGES ASSESSED:

MONTH	REGULAR	SURCHARGE	PENALTY	OTHER	TOTAL
JAN	\$2,546.44	\$5,087.65		\$175.70	\$7,809.79
FEB	\$2,304.08	\$2,495.10		\$158.98	\$4,958.16
MAR	\$3,758.24	\$4,362.17		\$259.32	\$8,379.73
APR	\$2,509.92	\$2,978.92		\$173.18	\$5,662.02
MAY	\$3,363.16	\$4,684.78		\$232.06	\$8,280.00
JUN	\$4,707.76	\$2,050.40		\$324.84	\$7,083.00
JUL	\$3,170.60	\$1,451.65		\$218.77	\$4,841.02
AUG	\$3,266.88	\$1,726.04		\$225.41	\$5,218.33
SEPT	\$3,333.28	\$1,307.32		\$230.00	\$4,870.60
OCT	\$2,954.80	\$934.74		\$203.88	\$4,093.42
NOV	\$3,602.20	\$560.31		\$248.55	\$4,411.06
DEC	\$3,874.44	\$335.21		\$267.34	\$4,476.99
TOTAL	\$39,391.80	\$27,974.29	\$0.00	\$2,718.03	\$70,084.12

INSPECTIONS:

SAMPLING:	250
NON-SAMPLING	<u>1</u>
TOTAL	251

FLOWS:

MONTH	GALLONS	DAILY AVERAGE
JAN	573,017	18,484
FEB	518,863	18,531
MAR	846,051	27,292
APR	565,383	18,846
MAY	757,060	24,421
JUN	1,060,644	35,355
JUL	713,997	23,032
AUG	735,645	23,730
SEPT	750,294	25,010
OCT	655,712	21,152
NOV	810,995	27,033
DEC	872,359	28,141
TOTAL		8,860,020

COMMENTS:

Other = franchise fee

MAVERICK TRUCKING (2013)

PERMIT NUMBER - 2016080119

COMPLIANCE STATUS - NC

NON-COMPLIANCE INCIDENTS:

January pH below limits
 February pH below limits
 March pH over limits
 April pH over limits
 May pH over limits
 July pH below limits
 October pH below limits (2)
 November pH below limits (2)

CHARGES ASSESSED:

MONTH	REGULAR	SURCHARGE	PENALTY	OTHER	TOTAL
JAN	\$2,065.04	\$363.05	\$38.72	\$142.49	\$2,609.30
FEB	\$1,935.56		\$60.50	\$133.55	\$2,129.61
MAR	\$2,257.60		\$48.40	\$155.77	\$2,461.77
APR	\$2,304.08		\$53.24	\$158.98	\$2,516.30
MAY	\$2,370.48		\$60.50	\$163.56	\$2,594.54
JUN	\$2,689.20			\$185.55	\$2,874.75
JUL	\$2,340.60		\$70.18	\$161.50	\$2,572.28
AUG	\$1,347.92			\$93.01	\$1,440.93
SEPT	\$322.04	\$257.78		\$22.22	\$602.04
OCT	\$1,118.84	\$135.05	\$62.92	\$77.20	\$1,394.01
NOV	\$1,357.88		\$55.66	\$93.69	\$1,507.23
DEC	\$1,298.12			\$89.57	\$1,387.69
TOTAL	\$21,407.36	\$755.88	\$450.12	\$1,477.09	\$24,090.45

INSPECTIONS:

SAMPLING:	250
NON-SAMPLING	1
TOTAL	251

FLOWS:

MONTH	GALLONS	DAILY AVERAGE
JAN	465,256	15,008
FEB	436,084	15,574
MAR	508,640	16,408
APR	519,112	17,304
MAY	534,072	17,228
JUN	605,880	20,196
JUL	527,340	17,011
AUG	303,688	9,796
SEPT	72,556	2,419
OCT	252,076	8,131
NOV	305,932	10,198
DEC	292,468	9,434

TOTAL	4,823,104
--------------	------------------

COMMENTS:

Other = franchise fee

OAKLEY (2013)
 PERMIT NUMBER - 2016080120
 COMPLIANCE STATUS - NC

NON-COMPLIANCE INCIDENTS:

April TSS over limits
 October TSS over limits

CHARGES ASSESSED:

MONTH	REGULAR	SURCHARGE	PENALTY	OTHER	TOTAL
JAN	\$1,072.36	\$526.63		\$73.99	\$1,672.98
FEB	\$1,012.60	\$611.10		\$69.87	\$1,693.57
MAR	\$816.72	\$201.77		\$56.35	\$1,074.84
APR	\$989.36	\$257.95		\$68.27	\$1,315.58
MAY	\$913.00	\$9.47		\$63.00	\$985.47
JUN	\$939.56	\$504.36		\$64.83	\$1,508.75
JUL	\$1,022.56			\$70.56	\$1,093.12
AUG	\$1,125.48	\$666.25		\$77.66	\$1,869.39
SEPT	\$1,049.12	\$6.63		\$72.39	\$1,128.14
OCT	\$1,347.92	\$657.35		\$93.01	\$2,098.28
NOV	\$839.96	\$56.03		\$57.96	\$953.95
DEC	\$962.80	\$159.64		\$66.43	\$1,188.87
TOTAL	\$12,091.44	\$3,657.18	\$0.00	\$834.32	\$16,582.94

INSPECTIONS:

SAMPLING:	250
NON-SAMPLING	<u>1</u>
TOTAL	251

FLOWS:

MONTH	GALLONS	DAILY AVERAGE
JAN	241,604	7,794
FEB	228,140	8,148
MAR	184,008	5,936
APR	222,904	7,430
MAY	205,700	6,635
JUN	211,684	7,056
JUL	230,384	7,432
AUG	253,572	8,180
SEPT	236,368	7,879
OCT	303,688	9,796
NOV	189,244	6,308
DEC	216,920	6,997
TOTAL	2,724,216	

COMMENTS:

Other = franchise fee

ST. VINCENT NORTH (2013)
PERMIT NUMBER - 2016080121
COMPLIANCE STATUS - NC

NON-COMPLIANCE INCIDENTS:
 September pH below limits

CHARGES ASSESSED:

MONTH	REGULAR	SURCHARGE	PENALTY	OTHER	TOTAL
JAN	\$3,917.60				\$3,917.60
FEB	\$3,117.48				\$3,117.48
MAR	\$3,615.48				\$3,615.48
APR	\$4,754.24				\$4,754.24
MAY	\$4,485.32				\$4,485.32
JUN	\$5,248.92				\$5,248.92
JUL	\$6,171.88				\$6,171.88
AUG	\$6,776.12				\$6,776.12
SEPT	\$5,650.64		\$145.20		\$5,795.84
OCT	\$5,541.08				\$5,541.08
NOV	\$4,910.28				\$4,910.28
DEC	\$4,123.44				\$4,123.44
TOTAL	\$58,312.48	\$0.00	\$145.20	\$0.00	\$58,457.68

INSPECTIONS:

SAMPLING:	250
NON-SAMPLING	<u>1</u>
TOTAL	251

FLOWS:

MONTH	GALLONS	DAILY AVERAGE
JAN	882,640	28,472
FEB	702,372	25,085
MAR	814,572	26,277
APR	1,071,136	35,705
MAY	1,010,548	32,598
JUN	1,182,588	39,420
JUL	1,390,532	44,856
AUG	1,526,668	49,247
SEPT	1,273,096	42,437
OCT	1,248,412	40,271
NOV	1,106,292	36,876
DEC	929,016	29,968
TOTAL	13,137,872	

COMMENTS:

TRUCK-O-MAT (2013)
PERMIT NUMBER - 2016080122
COMPLIANCE STATUS - NC

NON-COMPLIANCE INCIDENTS:

August FOG over limits
 September pH over limits (2)

CHARGES ASSESSED:

MONTH	REGUALR	SURCHARGE	PENALTY	OTHER	TOTAL
JAN	\$1,145.40			\$79.03	\$1,224.43
FEB	\$1,005.96			\$69.41	\$1,075.37
MAR	\$1,231.72			\$84.99	\$1,316.71
APR	\$786.84			\$54.29	\$841.13
MAY	\$966.12			\$66.66	\$1,032.78
JUN	\$1,069.04			\$73.76	\$1,142.80
JUL	\$833.32			\$57.50	\$890.82
AUG	\$1,092.28			\$75.37	\$1,167.65
SEPT	\$1,082.32		\$48.00	\$74.68	\$1,205.00
OCT	\$989.36			\$68.27	\$1,057.63
NOV	\$1,015.92			\$70.10	\$1,086.02
DEC	\$1,165.32			\$80.41	\$1,245.73
TOTAL	\$12,383.60	\$0.00	\$48.00	\$854.47	\$13,286.07

INSPECTIONS:

SAMPLING:	250
NON-SAMPLING	<u>1</u>
TOTAL	251

FLOWS:

MONTH	GALLONS	DAILY AVERAGE
JAN	257,700	8,313
FEB	226,300	8,082
MAR	276,900	8,932
APR	177,300	5,910
MAY	217,100	7,003
JUN	240,300	8,010
JUL	187,300	6,042
AUG	246,100	7,939
SEPT	243,400	8,113
OCT	222,300	7,171
NOV	228,800	7,627
DEC	262,000	8,452
TOTAL	2,785,500	

COMMENTS:

Other = franchise fee

TYSON FOODS (2013)
PERMIT NUMBER - 2016080123
COMPLIANCE STATUS - NC

NON-COMPLIANCE INCIDENTS:

December BOD over limits

CHARGES ASSESSED:

	REGUALR	SURCHARGE	PENALTY	OTHER	TOTAL
JAN	\$9,541.68			\$658.38	\$10,200.06
FEB	\$8,655.24			\$597.21	\$9,252.45
MAR	\$8,094.16			\$558.50	\$8,652.66
APR	\$7,307.32			\$504.21	\$7,811.53
MAY	\$8,950.72			\$617.60	\$9,568.32
JUN	\$8,781.40	\$613.65		\$605.92	\$10,000.97
JUL	\$9,305.96	\$147.80		\$642.11	\$10,095.87
AUG	\$9,568.24			\$660.21	\$10,228.45
SEPT	\$10,388.28			\$716.79	\$11,105.07
OCT	\$8,937.44			\$616.68	\$9,554.12
NOV	\$7,958.04			\$549.10	\$8,507.14
DEC	\$8,273.44	\$8,002.85		\$570.87	\$16,847.16
TOTAL	\$105,761.92	\$8,764.30	\$0.00	\$7,297.58	\$121,823.80

INSPECTIONS:

SAMPLING:	250	
NON-SAMPLING	<u>1</u>	
TOTAL		251

FLOWS:

MONTH	GALLONS	DAILY AVERAGE
JAN	2,149,070	69,325
FEB	1,949,648	69,630
MAR	1,822,945	58,805
APR	1,645,971	54,866
MAY	2,016,559	65,050
JUN	1,978,374	65,946
JUL	2,096,414	67,626
AUG	2,155,040	69,517
SEPT	2,339,900	77,997
OCT	2,013,088	64,938
NOV	1,792,873	59,762
DEC	1,863,610	60,116
TOTAL		23,823,492

COMMENTS:

Other = franchise fee

UNION PACIFIC RAILROAD - PIKE AVENUE (2013)

PERMIT NUMBER - 2016080124

COMPLIANCE STATUS - C

NON-COMPLIANCE INCIDENTS:

CHARGES ASSESSED:

MONTH	REGUALR	SURCHARGE	PENALTY	OTHER	TOTAL
JAN	\$16,158.44			\$1,114.93	\$17,273.37
FEB	\$14,279.32			\$985.27	\$15,264.59
MAR	\$10,454.68			\$721.37	\$11,176.05
APR	\$14,551.56			\$1,004.06	\$15,555.62
MAY	\$15,032.96			\$1,037.27	\$16,070.23
JUN	\$12,811.88			\$884.02	\$13,695.90
JUL	\$8,715.00			\$601.34	\$9,316.34
AUG	\$12,323.84			\$850.34	\$13,174.18
SEPT	\$9,983.24			\$688.84	\$10,672.08
OCT	\$12,177.76			\$840.27	\$13,018.03
NOV	\$9,465.32	\$2,886.29		\$653.11	\$13,004.72
DEC	\$13,758.08	\$2,010.24		\$949.31	\$16,717.63
TOTAL	\$149,712.08	\$4,896.53	\$0.00	\$10,330.13	\$164,938.74

INSPECTIONS:

SAMPLING:	250
NON-SAMPLING	1
TOTAL	251

FLOWS:

MONTH	GALLONS	DAILY AVERAGE
JAN	3,640,370	117,431
FEB	3,217,070	114,895
MAR	2,354,970	75,967
APR	3,278,000	109,267
MAY	3,386,550	109,244
JUN	2,886,260	96,209
JUL	1,963,420	63,336
AUG	2,776,040	89,550
SEPT	2,248,820	74,961
OCT	2,743,530	88,501
NOV	2,132,320	71,077
DEC	3,099,180	99,974
TOTAL	33,726,530	

COMMENTS:

Other = franchise fee

UNION PACIFIC RAILROAD - 400 YARD (2013)

NONCOMPLIANCE INCIDENTS:

CHARGES ASSESSED:

MONTH	REGUALR	SURCHARGE	PENALTY	OTHER	TOTAL
JAN	\$3,223.72	\$808.94		\$222.44	\$4,255.10
FEB	\$1,095.60	\$1,822.40		\$75.60	\$2,993.60
MAR	\$976.08	\$139.52		\$67.35	\$1,182.95
APR	\$886.44	\$396.84		\$61.16	\$1,344.44
MAY	\$846.60	\$583.54		\$58.42	\$1,488.56
JUN	\$776.88	\$488.60		\$53.60	\$1,319.08
JUL	\$793.48			\$54.75	\$848.23
AUG	\$710.48	\$279.84		\$49.02	\$1,039.34
SEPT	\$737.04	\$468.22		\$50.86	\$1,256.12
OCT	\$869.84	\$519.43		\$60.02	\$1,449.29
NOV	\$647.40	\$158.34		\$44.67	\$850.41
DEC	\$1,743.00	\$182.70		\$120.27	\$2,045.97
TOTAL	\$13,306.56	\$5,848.37	\$0.00	\$918.16	\$20,073.09

INSPECTIONS:

SAMPLING:	12
NON-SAMPLING	
TOTAL	12

FLOWS:

MONTH	GALLONS	DAILY AVERAGE
JAN	726,084	23,422
FEB	246,316	8,797
MAR	219,837	7,092
APR	199,417	6,647
MAY	190,067	6,131
JUN	174,858	5,829
JUL	178,772	5,767
AUG	160,072	5,164
SEPT	165,607	5,520
OCT	195,976	6,322
NOV	145,336	4,845
DEC	392,625	12,665

TOTAL 2,994,967

COMMENTS:

Other = franchise fee

FAULKNER LAKE T/P INDUSTRIAL FLOWS RECAP 2013

MONTH	JANUARY	FEBRUARY	MARCH	APRIL	MAY	JUNE	JULY	AUGUST	SEPTEMBER	OCTOBER	NOVEMBER	DECEMBER	ANNUAL TOTAL/MG
BAPTIST HEALTH M/C (NORTH)	1,677,760	1,603,710	1,797,720	1,700,160	1,831,100	1,644,050	1,804,330	2,073,100	1,519,170	1,703,230	1,692,940	1,856,950	20.904
BLUE BEACON	486,948	480,216	519,860	479,468	489,192	471,988	477,224	527,340	556,512	491,436	455,532	529,584	5.965
CATERILLAR INC.	305,408	398,834	1,390,308	538,410	1,115,866	1,163,290	1,679,709	1,461,816	1,200,091	832,449	460,693	426,285	10.973
CAV HEALTHCARE SYSTEM	5,454,065	4,623,550	5,241,090	4,955,510	5,459,140	6,727,570	6,357,790	6,100,880	5,461,970	5,107,390	4,952,500	5,491,970	65.933
J B HUNT TRANSPORTATION	191,488	165,308	180,268	181,016	163,064	164,560	130,900	169,048	169,796	149,600	108,460	112,948	1.886
KOPPERS INDUSTRIES	1,544,176	1,233,248	1,550,297	1,165,623	1,149,936	1,347,437	1,152,813	1,114,992	874,576	1,036,412	1,278,404	1,198,128	14.646
L'OREAL USA PRODUCTS	573,017	518,863	846,051	565,383	757,060	1,060,644	713,997	735,645	750,294	655,712	810,995	872,359	8.860
MAVERICK TRANSPORT	465,256	436,084	508,640	519,112	534,072	605,880	527,340	303,688	72,556	252,076	305,932	292,468	4.823
OAKLEY	241,604	228,140	184,008	222,904	205,700	211,684	230,384	253,572	236,368	303,688	189,244	216,920	2.724
TRUCK-O-MAT	257,700	226,300	276,900	177,300	217,100	240,300	187,300	246,100	243,400	222,300	228,800	262,000	2.786
TYSON FOODS	2,149,070	1,949,648	1,822,945	1,645,971	2,016,559	1,978,374	2,096,414	2,155,040	2,339,900	2,013,088	1,792,873	1,863,610	23.823
UNION PACIFIC - PIKE AVE	3,640,370	3,217,070	2,354,970	3,278,000	3,386,550	2,886,260	1,963,420	2,776,040	2,248,820	2,743,530	2,132,320	3,099,180	33.727
UNION PACIFIC - 400 YD	726,084	246,316	219,837	199,417	190,067	174,858	178,772	160,072	165,607	195,976	145,336	392,625	2.995
TOTAL INDUSTRIAL FLOW	17.71	15.33	16.89	15.63	17.52	18.68	17.50	18.08	15.84	15.71	14.55	16.62	0.55*
FAULKNER LAKE INFLUENT	249.247	214.689	212.940	262.846	196.794	193.697	173.220	174.430	149.433	156.876	176.020	246.296	6.59*
MONTHLY % OF FLOW	7.11	7.14	7.93	5.95	8.90	9.64	10.10	10.36	10.60	10.01	8.27	6.75	8.31*

* Billion Gallons

WHITE OAK T/P INDUSTRIAL FLOWS RECAP 2013

MONTH	JANUARY	FEBRUARY	MARCH	APRIL	MAY	JUNE	JULY	AUGUST	SEPTEMBER	OCTOBER	NOVEMBER	DECEMBER	ANNUAL TOTAL/MG
Arkansas Surgical Hospital	564,740	549,780	493,680	427,108	430,848	410,652	427,108	430,848	420,376	460,768	403,172	383,724	5,403
													0.000
													0.000
													0.000
													0.000
													0.000
													0.000
													0.000
													0.000
													0.000
													0.000
													0.000
													0.000
													0.000
													0.000
													0.000
													0.000
													0.000
TOTAL INDUSTRIAL FLOW	0.56	0.55	0.49	0.43	0.43	0.41	0.43	0.43	0.42	0.46	0.40	0.38	0.01*
WHITE OAK INFLUENT	121.111	150.848	132.461	148.954	105.100	85.183	73.108	78.842	66.382	75.041	94.443	160.822	3.54*
MONTHLY % OF FLOW	0.47	0.36	0.37	0.29	0.41	0.48	0.58	0.55	0.63	0.61	0.43	0.24	0.42*

Billion Gallons

ATTACHMENT A
PRETREATMENT PROGRAM STATUS REPORT
UPDATED SIGNIFICANT INDUSTRIAL USERS LIST

Industrial User Name	NAICS Code	40 CFR XXX or N/A	Control Document		New User	Times Inspected	Times Sampled	Compliance Status (C, NC, or SNC)				Permit Limits
			Y/N	Last Action				Reports				
								BMR	90-day Compliance	Semi Annual	Self Monitoring	
Arkansas Surgical Hosp.	622110	N/A	Y	9/1/12	N	1	250	N/A	N/A	N/A	C	NC
Baptist Health Med. Ctr. North	622110	N/A	Y	9/1/12	N	1	250	N/A	N/A	N/A	NC	NC
Blue Beacon	811192	N/A	Y	9/1/12	N	1	250	N/A	N/A	N/A	NC	NC
Caterpillar	333120	40 CFR 433	Y	9/1/12	N	1	250	N/A	N/A	N/A	C	C
Central Arkansas Veterans	622110	N/A	Y	9/1/12	N	1	250	N/A	N/A	N/A	C	C
J B Hunt	484121 811192	N/A	Y	9/1/12	N	1	250	N/A	N/A	N/A	C	C
Koppers	321114	40 CFR 429	Y	9/1/12	N	1	250	N/A	N/A	N/A	C	NC
L'Oreal USA Products	325620	N/A	Y	9/1/12	N	1	250	N/A	N/A	N/A	C	NC
Maverick	484121 811192	N/A	Y	9/1/12	N	1	250	N/A	N/A	N/A	C	NC
Bruce Oakley	484220 811192	N/A	Y	9/1/12	N	1	250	N/A	N/A	N/A	C	NC
St. Vincent North	622110	N/A	Y	9/1/12	N	1	250	N/A	N/A	N/A	C	NC
Truck-O-Mat	811192	N/A	Y	9/1/12	N	1	250	N/A	N/A	N/A	C	NC
Tyson	311615	N/A	Y	9/1/12	N	1	250	N/A	N/A	N/A	C	NC

ATTACHMENT C

PRETREATMENT PERFORMANCE SUMMARY (PPS)

NOTE: ALL QUESTIONS REFER TO THE INDUSTRIAL PRETREATMENT PROGRAM AS APPROVED BY ADEQ. THE PERMITTEE SHOULD NOT ANSWER THE QUESTIONS BASED ON CHANGES MADE TO THE APPROVED PROGRAM WITHOUT DEPARTMENT AUTHORIZATION.

I. General Information

Control Authority Name North Little Rock Waste Water Utility

Address 7400 Baucum Pike, P.O. Box 17898

City North Little Rock State/Zip Arkansas / 72117-5240

Contact Person Ed Toland Position Pretreatment Supervisor

Contact Telephone 501-945-7186 NPDES Permit Nos. AR0020303;AR0020320;AR0038288

Reporting Period January 1, 2013 December 31, 2013
(Beginning Month and Year) (Ending Month and Year)

Total Number of Categorical IUs 2

Total Number of Significant Noncategorical IUs 12

Total Number of Non-Significant (yet permitted) IUs 0

II. Significant Industrial User Compliance

	<u>SIGNIFICANT INDUSTRIAL USERS</u>	
	<u>Categorical</u>	<u>NonCategorical</u>
1) No. of SIUs Submitting BMRs/Total No. Required.	<u>0\0</u>	<u>N/A*</u>
2) No. of SIUs Submitting 90-Day Compliance Reports/No. Required.	<u>0\0</u>	<u>N/A*</u>
3) No. of SIUs Submitting Semiannual Reports/ Total No. Required.	<u>0/0</u>	<u>0/0</u>
4) No. of SIUs Meeting Compliance Schedule/ Total No. Required to Meet Schedule	<u>0/0</u>	<u>0/0</u>
5) No. of SIUs in Significant Noncompliance/ Total No. of SIUs	<u>0/2</u>	<u>0/12</u>
6) Rate of Significant Noncompliance for all SIUs (categorical and noncategorical) . .		<u>0/14</u>

III. Compliance Monitoring Program


	<u>SIGNIFICANT INDUSTRIAL USERS</u>	
	<u>Categorical</u>	<u>NonCategorical</u>
1) No. of Control Documents Issued/Total No. Required.	<u>2/2</u>	<u>12/12</u>
2) No. of Nonsampling Inspections Conducted.	<u>2/2</u>	<u>12/12</u>
3) No. of Sampling Visits Conducted.	<u>2/500</u>	<u>12/3012</u>
4) No. of Facilities Inspected (nonsampling)	<u>2/2</u>	<u>12/12</u>
5) No. of Facilities Sampled	<u>2/2</u>	<u>12/12</u>

IV. Enforcement Actions

	<u>SIGNIFICANT INDUSTRIAL USERS</u>	
	<u>Categorical</u>	<u>NonCategorical</u>
1) No. of Compliance Schedules Issued/No. of Schedules Required	<u>0/0</u>	<u>0/0</u>
2) No. of Notices of Violations Issued to SIUs	<u>6</u>	<u>10</u>
3) No. of Administrative Orders Issued to SIUs	<u>0</u>	<u>0</u>
4) No. of Civil Suits Filed.	<u>0</u>	<u>0</u>
5) No. of Criminal Suits Filed	<u>0</u>	<u>0</u>
6) No. of Significant Violators (attach newspaper publication).	<u>0</u>	<u>0</u>
7) Amount of Penalties (not surcharges) Collected (total dollars/IUs assessed)	<u>0/0</u>	<u>\$809.31/4</u>
8) Other Actions (sewer bans, etc.).	<u>0</u>	<u>0</u>

The following certification must be signed in order for this form to be considered complete:

I certify that the information contained herein is complete and accurate to the best of my knowledge.



 Authorized Representative

Date 03/11/2014